

REV	ECN NO	DESCRIPTION	DATE	NAME
A		NEW	11/23-'19	HYJ

HSF RoHS

Main Specifications

Poles: 02 to 16
 Contact resistance: $\leq 20m\ \Omega$
 Insulation resistance: $\geq 100M\Omega$
 Rated voltage: 125V AC DC
 Rated current: 1.0A AC DC
 Withstand Voltage: 500V AC/minute
 Temperature Range: $-25^{\circ}C \sim +85^{\circ}C$

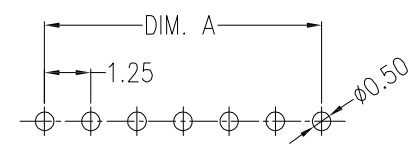
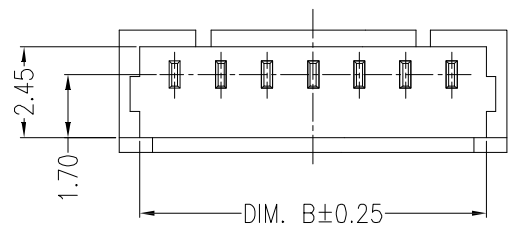
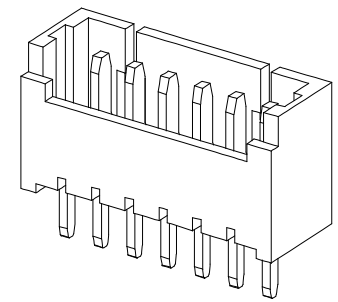
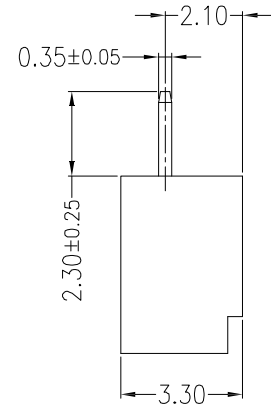
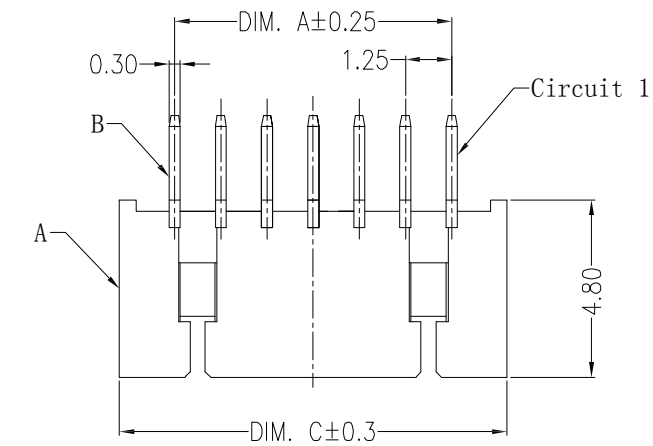
ORDER INFORMATION:

L1251A-XX-XXXA-P				
PART No.		PACKAGING:	P=PE	
No. OF CIRCUITS:	02~16	PLATING:	A=Sn	
PLASTIC MATERIAL:	F1C=LCP (BEIGE) B1M=PA46 (BEIGE)			

ITEM	COMPONENT	Q'TY	MATERIAL	FINISH
C				
B	CONTACT	2~16PCS	Brass	Sn-plated
A	PEDESTAL	1 PCS	PA46/LCP	UL 94V-0, COLOR:BEIGE

LDCONN 东莞连大精密制品有限公司
连大 DongGuan LianDa Precision Products Co., LTD

TITLE	1.25mm PITCH 180° WAFER DIP TYPE	DRAWN BY	HYJ	11/23-'19
PART NO	L1251A-XX-XXXA-P	CHECKED BY		
DRAWING NO		APPROVED BY		
SCALE	1:1	UNIT	mm	PAGE 1/1
				SIZE A4



SUGGESTED PCB LAYOUT
(COMPONENT SIDE)

Circuits	Dimensions (mm)		
	DIM. A	DIM. B	DIM. C
02	1.25	3.20	4.25
03	2.50	4.45	5.50
04	3.75	5.70	6.75
05	5.00	6.95	8.00
06	6.25	8.20	9.25
07	7.50	9.45	10.50
08	8.75	10.70	11.75
09	10.00	11.95	13.00
10	11.25	13.20	14.25
11	12.50	14.45	15.50
12	13.75	15.70	16.75
13	15.00	16.95	18.00
14	16.25	18.20	19.25
15	17.50	19.45	20.50
16	18.75	20.70	21.75

STANDARD TOLERANCE (EXCEPT SPECIFIED)	
LINER	ANGLES
.0 ±0.30	0.° ±3°
.00 ±0.20	.0° ±2°
.000 ±0.10	.00° ±1°

